



**Skid Steer
Loader Attachments**



LOFLIN FABRICATION

Loflin Fabrication LLC began in 1993 as two guys doing favors for a few friends. Greg Loflin and Terry Ferrell worked in a local factory and used skid steers in their spare time. Both men had developed welding, mechanical, and engineering knowledge – not only from working in manufacturing, but from their hobbies and outside activities as well. These guys came from families of farmers and contractors – they understood the need for a quality product at a fair price.

The business started in a 3000 square foot “hand made” metal building constructed behind Greg’s house. He and Terry worked weekends welding it together. The frame of the building was erected from scrapped

metal furniture racks. A few prototypes of various attachments were completed and given to friends that worked this equipment. Research and development came through feedback from people who actually use the products. They immediately developed a reputation for exceptional workmanship and quick delivery. Advertising came by word of mouth.

Loflin Fabrication has maintained focus on quality and value – no compromise...no exception! The business expanded from a couple of welding machines to a 140,000 square foot manufacturing facility with the state of the art equipment required to meet customer demands and expectations. Laser and plasma cutters, robotic welders, and a

complete machine shop – are just part of what it takes to remain an industry leader! Extensive use of fixtures and jigs help insure quality in the manufacturing process. Using feedback from customers constantly looking to improve productivity and job cost, research and development has continued to center on industry demand!

Keeping overhead low and in-house manufacturing have been two major keys to the success of this business. Another key, our workforce! Local people that are proud of what they build!

A large inventory of attachments are kept in stock to assure quick delivery. The dealership base is constantly increasing. For more

information about the full line of attachments and for the dealer nearest you, check our web page www.loflinfabrication.com or call toll free 1-866-859-4333.

Loflin Fabrication skid steer attachments fit all popular skid steer loaders and we can custom build equipment to your specifications.

DEALER INQUIRIES WELCOME!





CONTENTS

ROOT GRAPPLES	3	Turkey Litter Bucket	20	Heavy Duty Tree Boom	36
Standard Root Grapple	4	Front Dump Bucket	21	LF Open Front Brush Cutter .	37
Medium Duty Root Grapple ..	5	Cake Bucket	22	LF Closed Front Brush Cutter	38
XHD Root Grapple	6	Concrete Bucket w/Chute ..	23	Auger	39
Monster Root Grapple	7	Hydraulic Concrete Bucket .	24	Wood Splitter	40
Vertical Grapple	8	Rock Bucket	25	Hay Spear	41
Fork Grapple	9	Old Style Rock Bucket	26	Land Leveler	42
XHD Rock Bucket Grapple ..	10	Greg Loflin Bucket	27	Tree Puller	43
Grapple Bucket	11	PALLET FORK FRAMES	28	Bale Squeezer	44
XHD Grapple Bucket	12	Pallet Fork Frame	29	Backhoe	45
LOADER BUCKETS	13	Heavy Duty Fork Frame	30	Quick Attach Plate	46
4-N-1 Bucket	14	Walk Through Fork Frame ..	31	Dozer Blade	47
Std. Low Profile Bucket	15	Hydraulic Fork Frame	32	Universal Adapter	48
XHD Low Profile Bucket	16	SPECIAL ATTACHMENTS ..	33	Trailer Hitch Adapter	49
Stump Bucket	17	Snow Pusher	34	Tooth Bar	50
Stump Grapple Bucket	18	Tree Boom	35	WARRANTY	51
Snow & Litter Bucket	19				

ROOT GRAPPLES

This skid steer attachment is absolutely vital in the tree industry and is quickly becoming a necessity among all contractors today. We offer this unique skid steer attachment in an assortment of sizes and designs for a variety of applications.

Perform 3 jobs in one – In a single pass the root grapple rakes away debris, keeps it in a manageable pile to move around with ease, and the round bottom bar provides the necessary tool for backfill. Load or pile logs, brush, rocks, demolition debris, and many other materials. Ideal for separating dirt from rock, lumber, or building materials with ease. The larger capacity means less loading and will save both time and energy. Lower your labor costs and shorten project schedules. Hydraulic cylinders operate independently to adjust for uneven loads. Enclosed cylinders and hoses come standard to minimize maintenance. Tines curve upward in order to slide across the land without damaging topsoil or catching utility lines or cables.

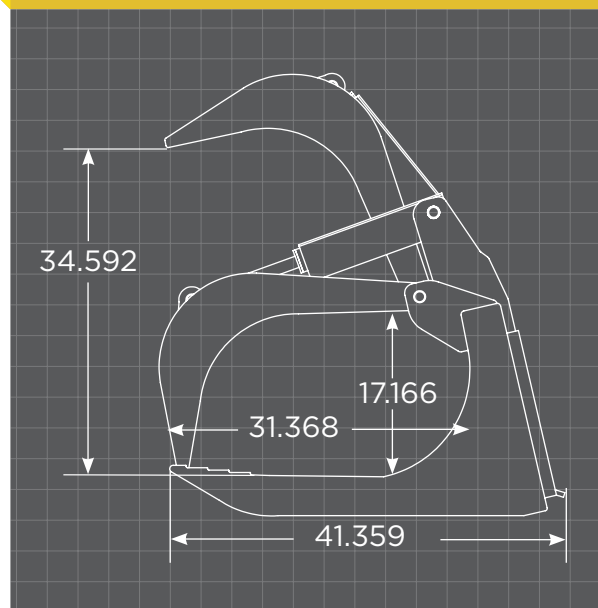


We are the inventors of the Root Grapple.



STANDARD DUTY ROOT GRAPPLE

4



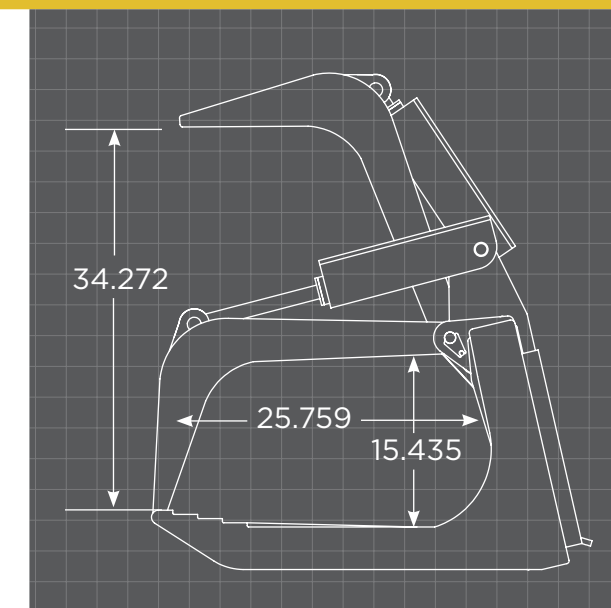
- Allows dirt to fall through
- Independent grapple tines
- 2" X 10" cylinders
- 9,500 lbs of grappling force
- ½" thick steel tines
- Reinforced quick attach
- Fully protected hoses
- Covered hydraulic cylinders
- Fully greasable hinge points
- Oversized, greasable 1¼" pins
- Opening width: 34¼"
- Able to slide along top of the ground without digging in (avoiding underground damage)
- This is the original, not an imitation
- Comes equipped with Parker brand hoses, fittings, and couplers (Jobsite ready)
- 8½" to 9" tine spacing and custom spacing also available
- Up to 75 horse power
- We stock sizes: 60", 66", 72", 78", 84", and custom sizes are also available



MEDIUM DUTY ROOT GRAPPLE

5

- Allows dirt to fall through
- Independent grapple tines, for grappling uneven loads
- 2" X 10" covered cylinders with 1¼" pins
- Comes equipped with Parker brand hoses, fittings, and couplers (Jobsite ready)
- ⅜" thick steel tines
- Reinforced quick attach
- Fully protected hoses
- Fully greasable hinge points
- Greasable pins on top tines
- Opening width: 34¼"
- Able to slide along top of the ground without digging in (avoiding underground damage)
- Lighter design for smaller machines, 50 horse power and less
- 8½" to 9" spacing depending on width
- Available in 60", 66", 72" and custom sizes are also available
- Treaded step



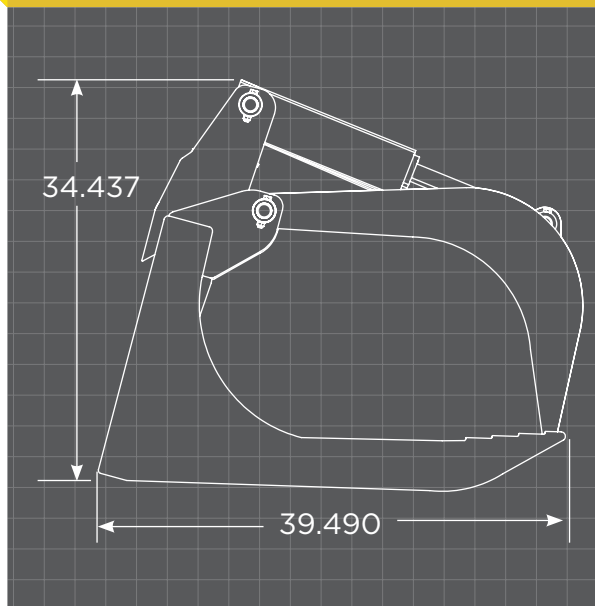
Toll Free: 1-866-859-4333

Visit Us Online: www.loflinfabrication.com



XHD ROOT GRAPPLE

6

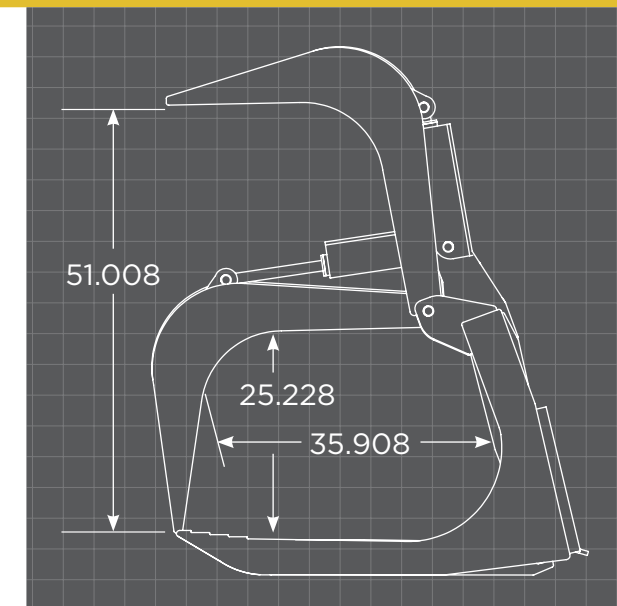


- Allows dirt to fall through
- 1" thick independent grapple tines
- 2" X 10" cylinders
- 9,500 lbs of grappling force
- ½" thick steel tines with 1" thick outside tines
- Reinforced quick attach
- Fully protected hoses
- Covered hydraulic cylinders
- Fully greasable hinge points
- Oversized, greasable 1¼" pins
- Opening width: 33¼"
- Able to slide along top of the ground without digging in (avoiding underground damage)
- This is the original, not an imitation
- Comes equipped with Parker brand hoses, fittings, and couplers (Jobsite ready)
- 8½" to 9" tine spacing and custom spacing also available
- Up to 110 horse power
- We stock sizes: 72", 78", 84", and custom sizes are also available



MONSTER ROOT GRAPPLE

7



- Allows dirt to fall through
- Independent grapple tines, for grappling uneven loads
- 2" x 10" cylinders
- 7,500 lbs of grappling force
- Comes equipped with Parker brand hoses, fittings, and couplers (Jobsite ready)
- ½" thick steel tines
- Reinforced quick attach
- Fully protected hoses
- Covered hydraulic cylinders
- Oversized, greasable 1¼" pins
- Opening width: 51"
- Able to slide along top of the ground without digging in (avoiding underground damage)
- 2 pieces of 3" round steel tubing in the bottom and 3 pieces of 4" X 4" tube in back for added strength
- We are the originator, not the imitator
- For 75 horse power and below

- 8½" to 9" spacing depending on width
- We stock sizes: 72", 78", 84", 96", and custom sizes are also available

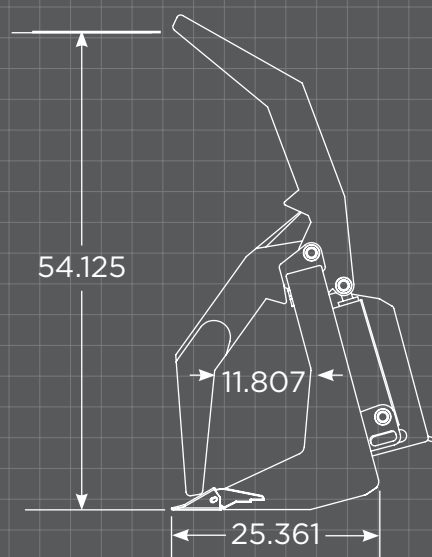
Toll Free: 1-866-859-4333

Visit Us Online: www.loflinfabrication.com



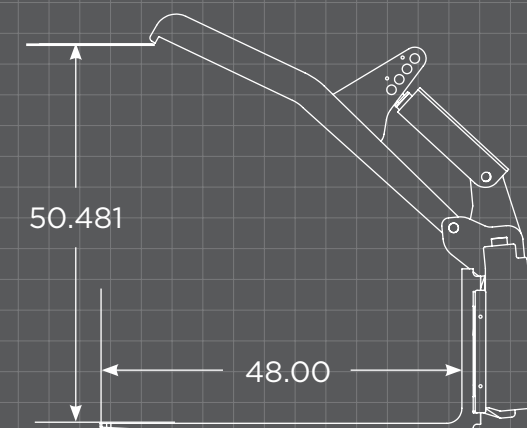
VERTICAL GRAPPLE

FORK GRAPPLE



- Works like a rake, allows dirt to fall through
- Has 2" X 10" hydraulic cylinders
- Independent grapple tines
- 1½" thick steel tines
- Reinforced quick attach
- Fully protected hoses
- Covered hydraulic cylinders
- Fully greasable hinge points
- Oversized, greasable 1¼" pins
- Comes equipped with Parker brand hoses, fittings, and couplers (Jobsite ready)
- Opening width: 54"
- 11¼" tine spacing and custom spacing also available
- We stock sizes: 72", 78", 84" and custom sizes are also available

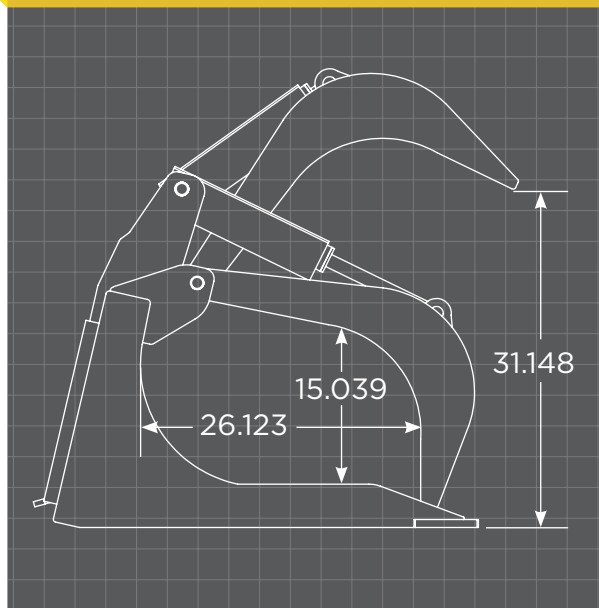
- Forks are available in 42" and 48"
- 2" X 10" protected hydraulic cylinder
- CNC machined carriage bar with 3 locking locations for a quality fit
- Oversized, greasable 1¼" pins
- Comes equipped with Parker brand hoses, fittings, and couplers (Jobsite ready)
- Adjustable pin locations for different opening widths of the grapple
- Constructed with heavy duty 4" X 4" square tubing
- Standard class 2 pallet forks
- Available with optional steps





XHD ROCK BUCKET GRAPPLE

10

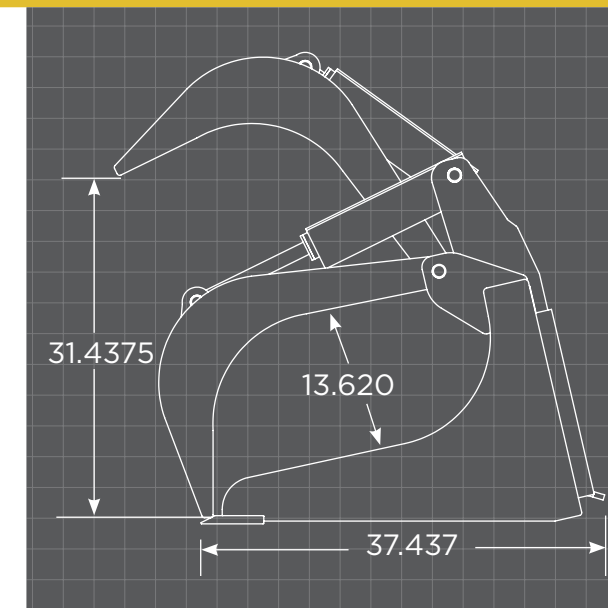


- We stock sizes: 66", 72", 78", 84", and custom sizes are also available
- ½" thick steel tines
- 3" tine spacing
- 2" X 10" cylinders
- Opening width: 31"
- Allows dirt to fall through
- Oversized, greasable 1¼" pins
- Treaded step
- Comes equipped with Parker brand hoses, fittings, and couplers (Jobsite ready)
- Fully protected hoses



STANDARD DUTY GRAPPLE BUCKET

11



- Independent grapple tines, for grappling uneven loads
- 2" X 10" cylinders
- 9,500 lbs of grappling force
- Comes equipped with Parker brand hoses, fittings, and couplers (Job site ready)
- Reinforced quick attach
- Fully protected hoses
- Covered hydraulic cylinders
- Oversized, greasable 1¼" pins
- Opening width: 31⅞"
- Comes with ¾" X 6" cutting edge
- ¼" thick reinforced steel bottom
- Available with optional bolt-on reversible double edge
- We stock sizes: 60", 66", 72", 78", 84", and custom sizes also available
- Treaded step
- Reinforced back and bottom
- Recommended for 75 horsepower or less

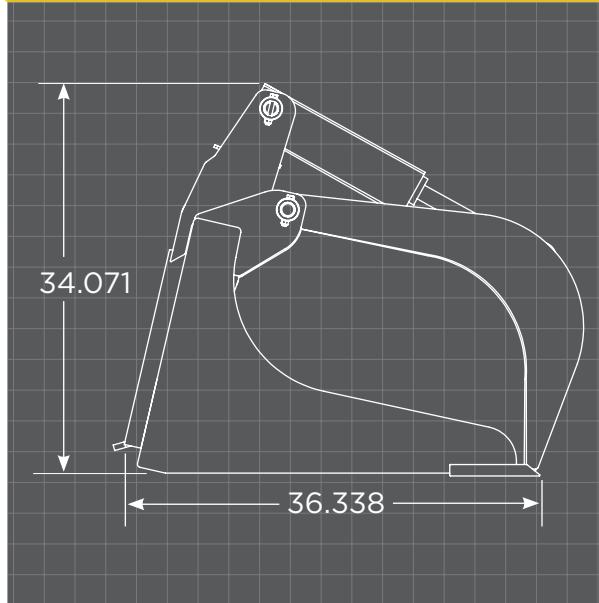
Toll Free: 1-866-859-4333

Visit Us Online: www.loflinfabrication.com



XHD GRAPPLE BUCKET

12



- 1" thick independent grapple tines, for grappling uneven loads
- 2" X 10" cylinders
- 9,500 lbs of grappling force
- Comes equipped with Parker brand hoses, fittings, and couplers (Job site ready)
- Reinforced quick attach
- Fully protected hoses
- Covered hydraulic cylinders
- Oversized, greasable 1 1/4" pins
- Opening width: 31 1/16"
- Comes with 1" X 8" cutting edge
- 1/4" thick reinforced steel bottom with 1" thick sides
- Available with optional bolt-on reversible double edge
- We stock sizes: 72", 78", 84", and custom sizes also available
- Treaded step



LOADER BUCKETS

13

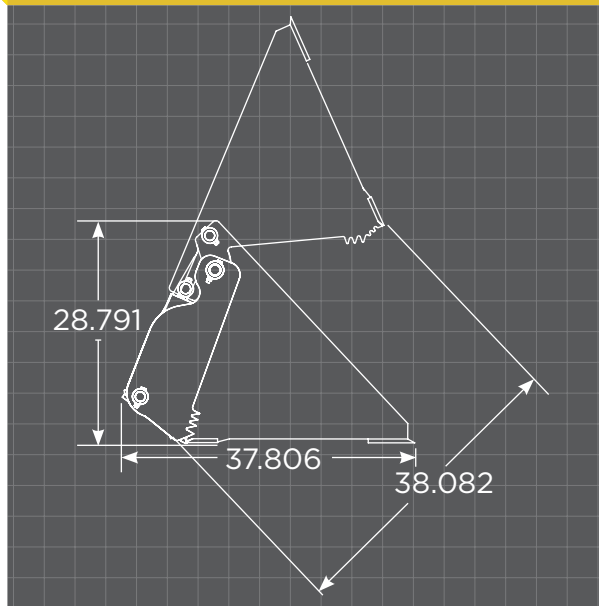
We manufacture a variety of skid steer loader buckets that can be used in multiple applications. Our skid steer loader buckets offer unique design features and each bucket is built with strong, durable construction. This construction includes industrial strength $\frac{3}{16}$ " plate steel and feature $\frac{3}{4}$ " X 6" cutting edges. Cutting edges are not wrapped around, but welded together to ensure longer wear. This design provides added durability. All of our skid steer loader buckets come standard with Safety Treads. These provide the operator greater traction and support when entering and existing the cab.



All buckets are available with a large teeth tooth bar and bolt-on edge.
Not for track machines.

4-N-1 BUCKET

14



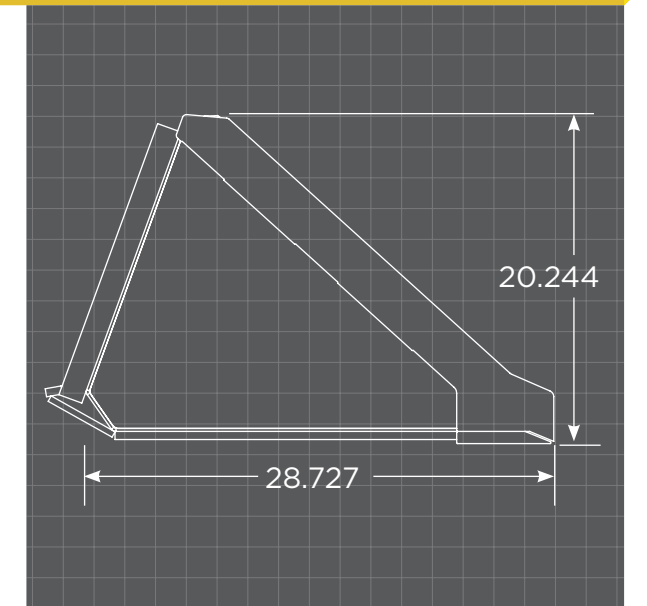
- Two 2½" X 8" hydraulic cylinders
- Oversized, greasable pins
- Opening width: 38"
- ½" thick steel side plates
- Front cutting edge ¾" thick X 6" wide, rear cutting edge (dozing edge) ⅝" thick X 6" wide heat treated bolt-on reversible double edge
- Also available with optional front bolt-on edge
- Available with or without teeth
- Available with or without toothbar (not available with bolt-on-edge)
- ¼" thick reinforced steel floor plate
- We stock sizes: 60", 66", 72", 78", 84", and custom sizes are also available
- Reinforced quick attach
- Comes equipped with Parker brand hoses, fittings, and couplers (Jobsite ready)
- Treaded step



STANDARD LOW PROFILE BUCKET

15

- ⅜" thick sides
- ⅜" thick bottom with wear bars for reinforcement
- ¾" thick X 6" wide cutting edge
- We stock sizes: 60", 66", 72", 78", 84", and custom sizes also available
- Available with or without teeth
- Available with 10" longer bottom
- Available with optional bolt-on edge
- 70 horse power and below
- Treaded step



Toll Free: 1-866-859-4333

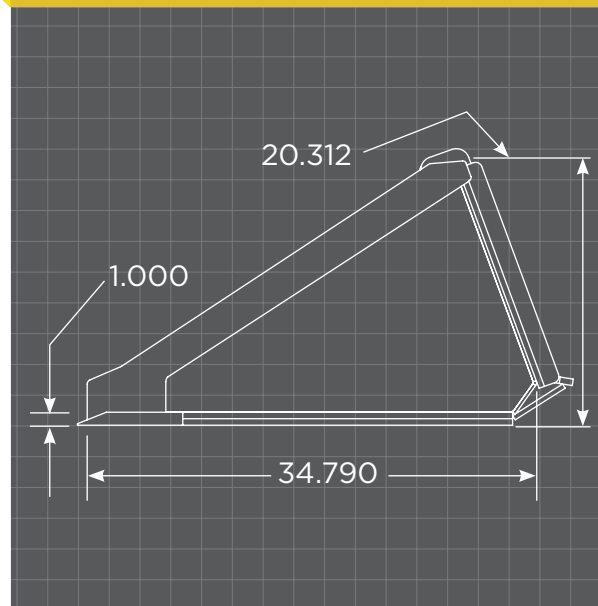
Visit Us Online: www.loflinfabrication.com



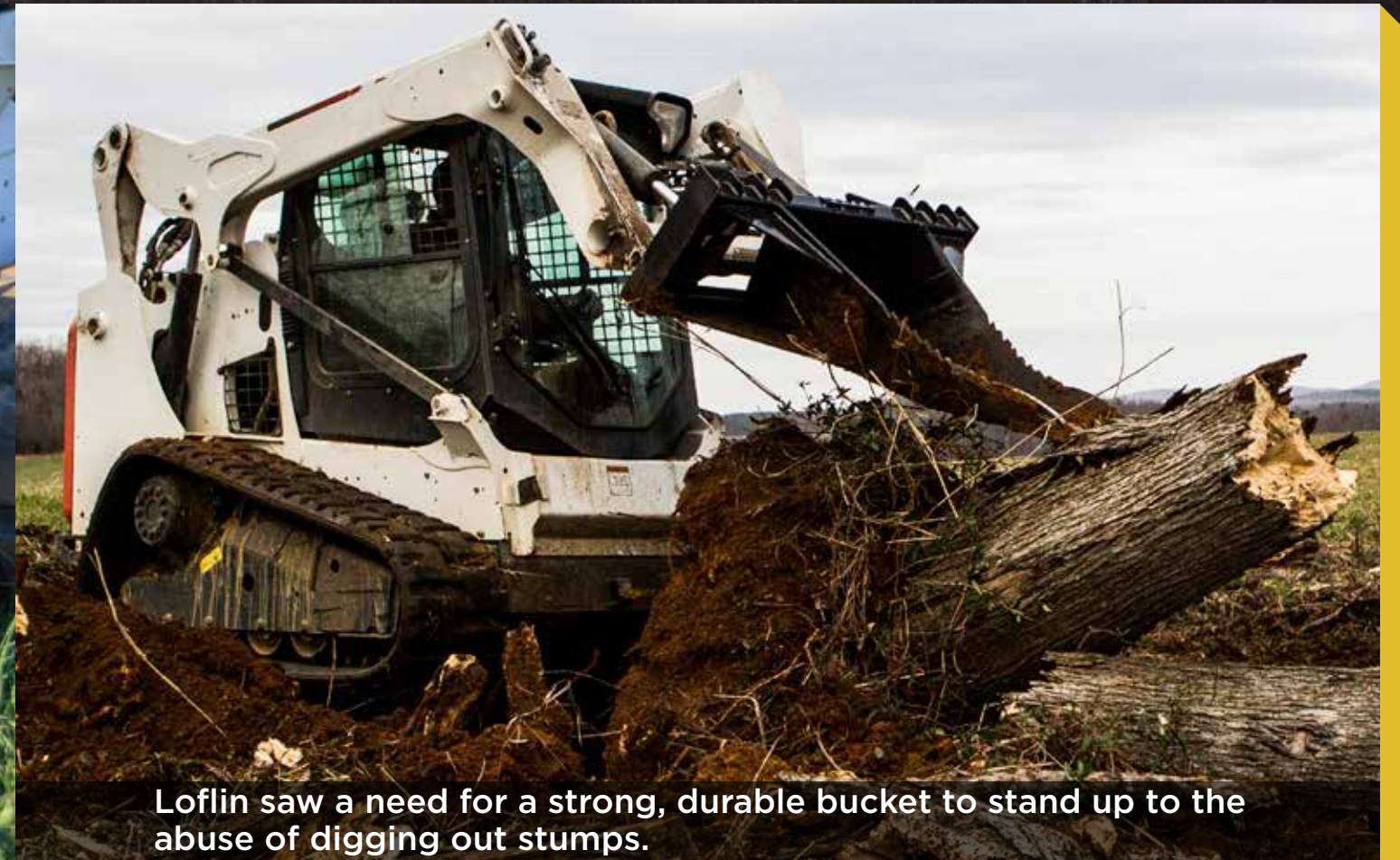
Pictured is the
XHD Low Profile Bucket
with 6" Longer Bottom

XHD LOW PROFILE BUCKET

16



- 1/4" thick sides
- 1/2" thick bottom
- 1" thick X 8" wide cutting edge
- Reinforced quick attach
- We stock sizes: 66", 72", 78", 84", and custom sizes also available
- Available with or without teeth
- Available with 6" longer bottom
- 1/4" thick back with 1/4" thick reinforcement plate at quick attach
- Recommended for 70 horse power and above and all track loaders
- Treaded step

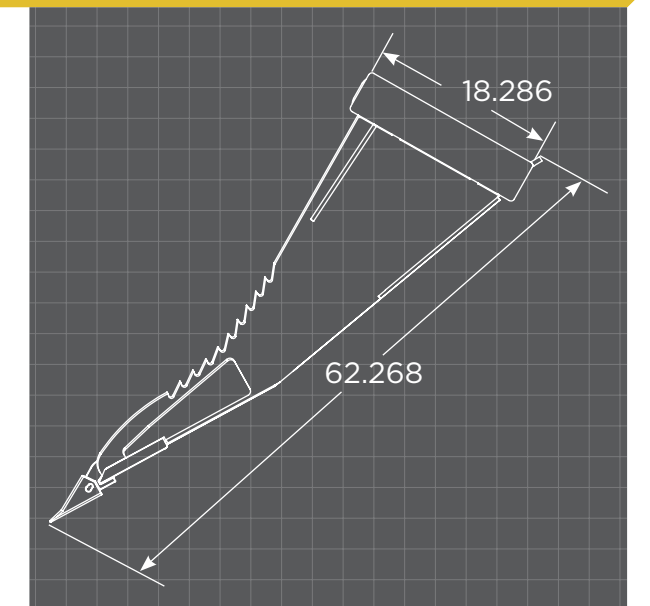


Loflin saw a need for a strong, durable bucket to stand up to the abuse of digging out stumps.

STUMP BUCKET

17

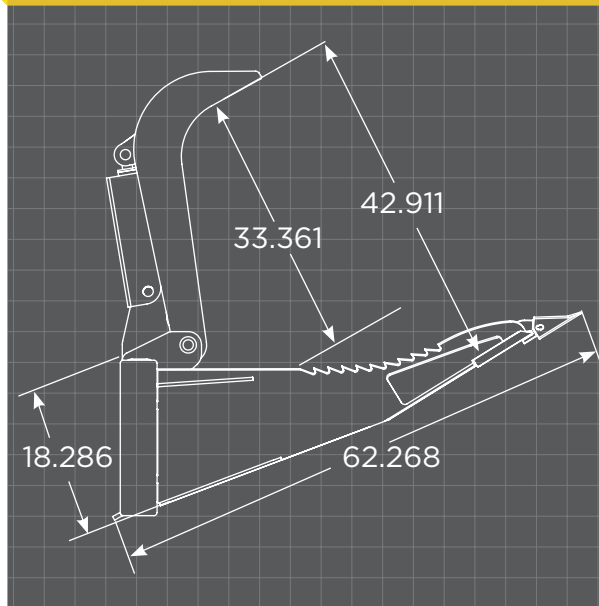
- For stump, root, and rock removal
- 3 replaceable teeth (Pengo 2300 series)
- Constructed out of 1/2" thick reinforced steel plate
- Serrated side edges for cutting roots
- Narrow width (12") for easy ground penetration
- Long length (60") for leverage to pry stumps and roots
- 1" thick X 8" wide cutting edge
- Reinforced quick attach





STUMP GRAPPLE BUCKET

18



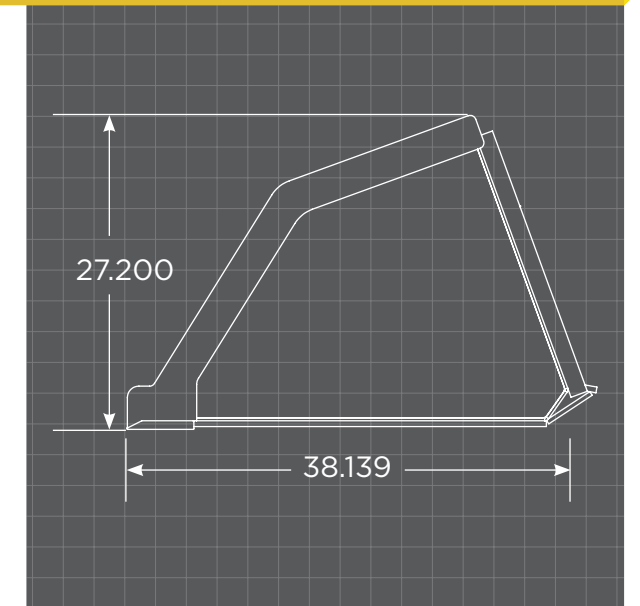
- LF Stump Bucket with optional grapple
- Oversized, greasable 1¼" pins
- Opening width: 42⅞"
- Equipped with Parker brand hoses, fittings, and couplers (Jobsite ready)



SNOW & LITTER BUCKET

19

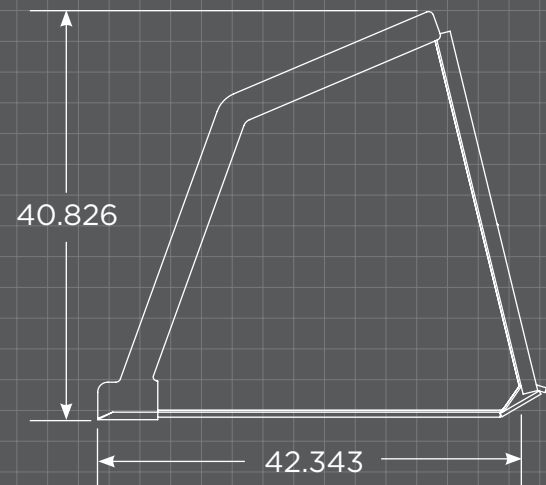
- ⅜" thick sides
- ⅜" thick bottom with wear bars for reinforcement
- Reinforced back
- ¾" thick X 6" wide cutting edge
- We stock sizes: 66", 72", 78", 84", 96", and custom sizes also available
- Large capacity for light materials
- Available with optional bolt-on reversible double edge
- Treaded step
- ½" wear bars





Loflin saw a need for a higher loading and reach capacity (invented for skid steer).

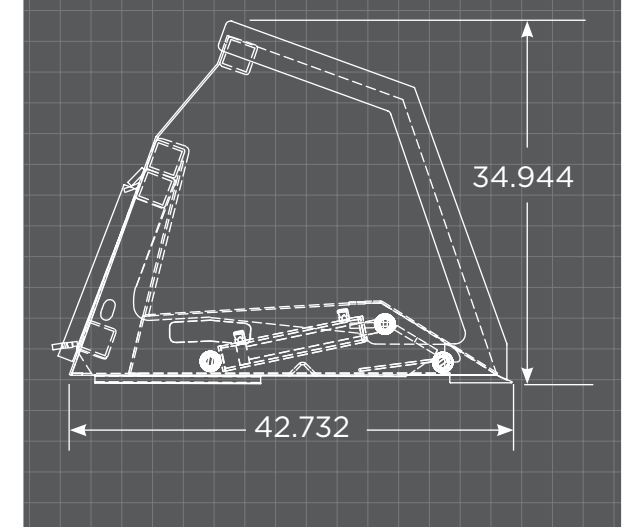
TURKEY LITTER BUCKET



- $\frac{3}{16}$ " thick sides
- $\frac{3}{16}$ " thick bottom with $\frac{1}{2}$ " wear bars for reinforcement
- Reinforced back
- $\frac{3}{4}$ " thick X 6" wide cutting edge
- We stock sizes: 72", 78", 84", 96", and custom sizes also available
- Large capacity for light materials
- Available with optional bolt-on reversible double edge
- Treaded steps
- $\frac{1}{2}$ " wear bars

FRONT DUMP BUCKET

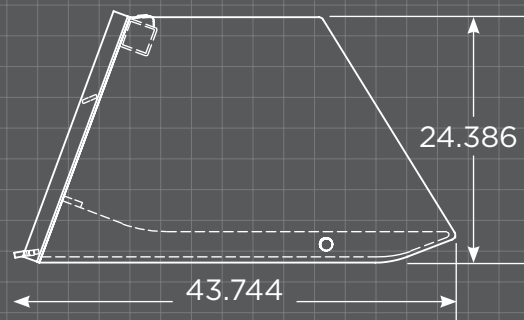
- The ability to load into taller trucks
- **This bucket gains 5' of height and 3' of reach over standard buckets**
- Equipped with two 2" X 10" hydraulic cylinders
- Oversized, greasable $1\frac{1}{4}$ " pins
- Comes equipped with Parker brand hoses, fittings, and couplers (Job site ready)
- Available with optional bolt-on reversible double edge
- We stock sizes: 72", 78", 84", 96", and custom sizes also available
- $\frac{3}{4}$ " thick X 6" wide cutting edge
- Treaded step





CAKE BUCKET

22



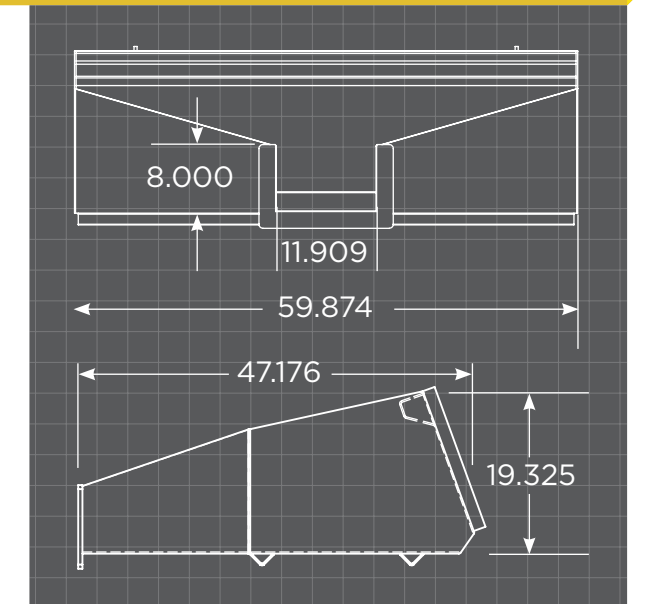
- Used in the poultry industry for removing manure cakes under drinkers
- Allows dry manure to sift through
- 1/2" thick steel tines
- Treaded step
- 1/4" thick back
- 3" tine spacing and custom spacing available



CONCRETE BUCKET WITH CHUTE

23

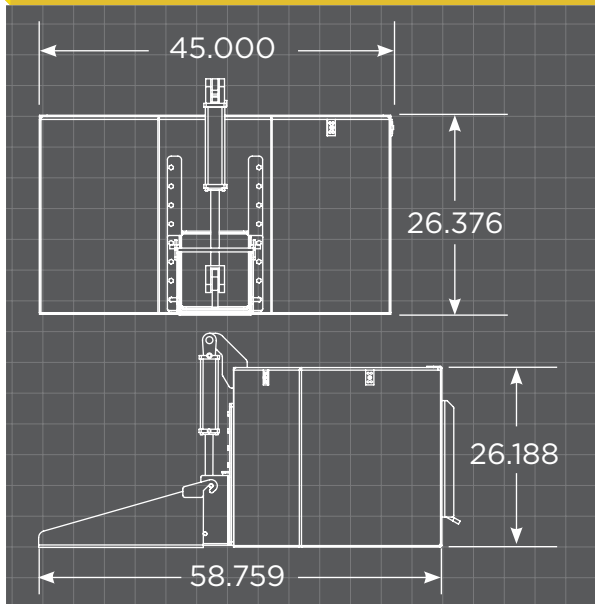
- Treaded step
- 11" chute
- 3/4 cubic yard handling capacity





HYDRAULIC CONCRETE BUCKET

24



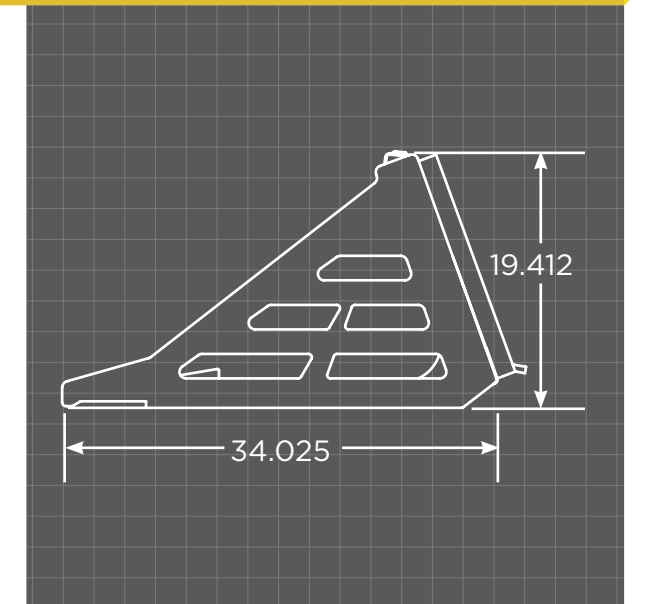
- Treaded step
- Comes equipped with Parker brand hoses, fittings, and couplers (Job site ready)
- Comes equipped with a removable chute for easy cleaning
- Hydraulic sliding door
- $\frac{5}{8}$ cubic yard handling capacity



ROCK BUCKET

25

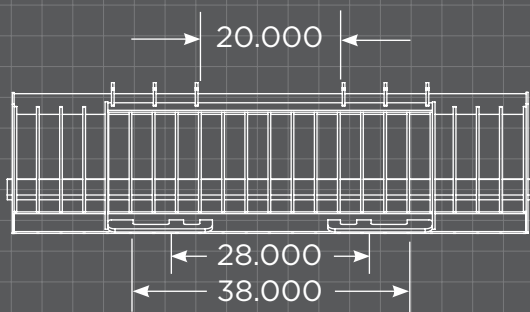
- Allows dirt to fall through (great for sifting and sorting material)
- Constructed from $\frac{3}{8}$ " thick steel
- $3\frac{3}{8}$ " tine spacing and wider spacing available (no less than 3")
- We stock sizes: 60", 66", 72", 78", and 84"
- Treaded step





OLD STYLE ROCK BUCKET

26



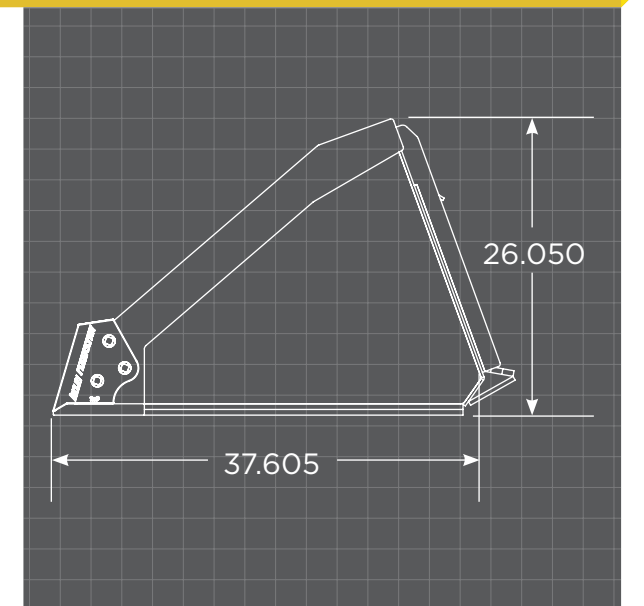
- Allows dirt and loose materials to fall through
- Constructed from $\frac{3}{8}$ " thick steel
- 3" tine spacing
- 6" X $\frac{3}{4}$ " cutting edge with large teeth



GREG LOFLIN BUCKET

27

- $\frac{1}{4}$ " thick sides
- $\frac{1}{2}$ " thick bottom
- 1" thick X 8" wide cutting edge
- Reinforced quick attach
- Available stock sizes: 80" with teeth, 84" with optional teeth
- $\frac{1}{4}$ " thick back with $\frac{1}{4}$ " thick reinforcement plate at quick attach
- Recommended for 50 horse power and above and all track loaders
- Treaded step
- Has side cutters





PALLET FORK FRAMES

28

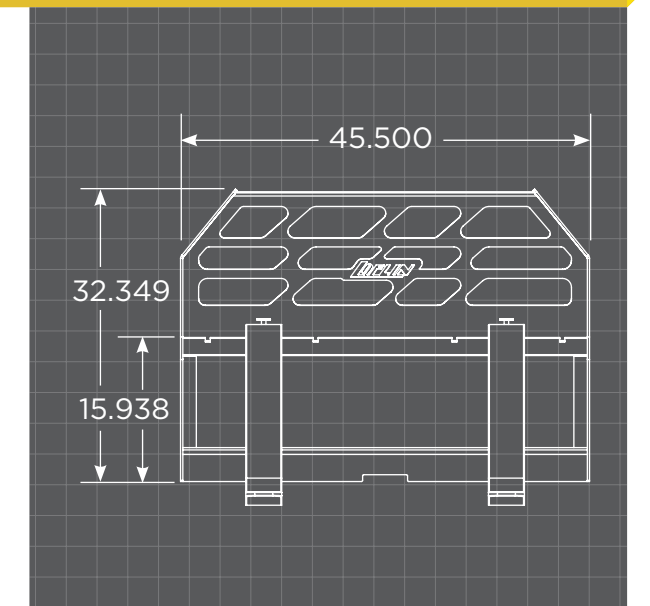
Our skid steer forks are a great attachment to have on hand whether it is on the farm or on the job site. Use skid steer forks to load bales of hay or pallets of grain, then take the forks to the construction site and lift piles of lumber and other building materials. Whatever the use, these skid steer forks are built to withstand maximum weight and pressure. Our skid steer forks are constructed of $1\frac{3}{8}$ " thick and 4" wide solid forged alloy steel. Fork tines taper for easier loading and unloading. To provide versatile use of the skid steer forks, we furnish 3 adjustable lock-in positions that increase or decrease width between fork tines. All lock-in points are located on a sturdy fork carriage bar. Once the e-z locks are engaged, the carriage bar delivers optimal support and stability. The skid steer fork frame consists of a fork guard, a carriage bar, and 4" X 4" square tubing. The fork guard is constructed of $\frac{1}{4}$ " plate steel with an updated design that allows for ultimate visibility. The carriage bar is specifically designed to hold forks and is constructed from one piece of precision machined billet steel. Finally, the square tubing along the bottom of the frame increases the strength and rigidity of the fork frame, making our fork assembly the toughest on the market.



PALLET FORK FRAME

29

- Standard class 2 pallet forks
- CNC machined carriage bar with 3 locking locations for a quality fit
- Thin frame design for greater lift capacity, moves load center closer to machine for more load stability and control
- Forks are available in 36", 42", 48", 60", and 72"
- Available with optional steps
- Custom logo available in back grill (10 piece minimum)



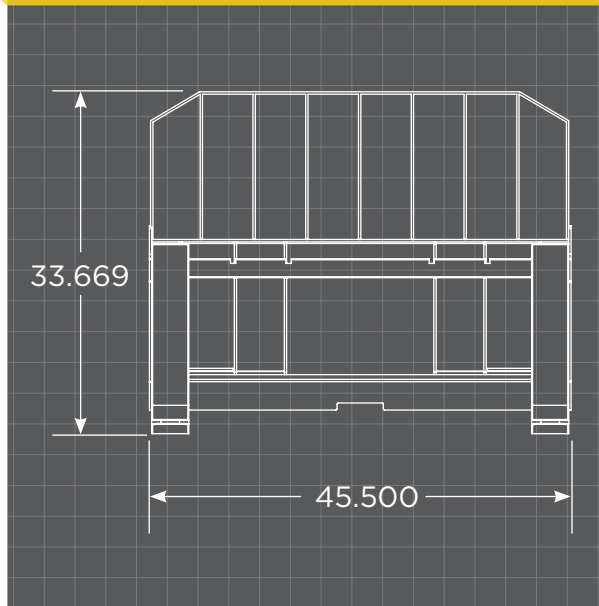
Toll Free: 1-866-859-4333

Visit Us Online: www.loflinfabrication.com



HEAVY DUTY FORK FRAME

30



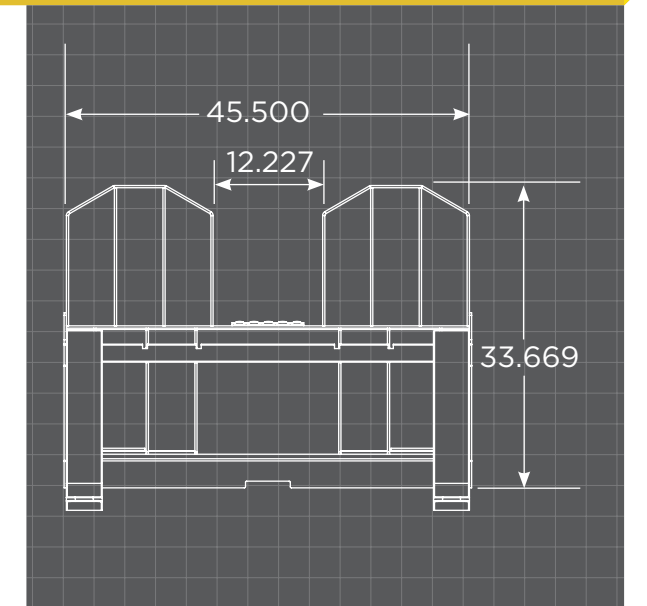
- Standard class 2 pallet forks
- CNC machined carriage bar with 3 locking locations for a quality fit
- Forks are available in 36", 42", 48", 60", and 72".
- Designed for strength and easy visibility



WALK THROUGH FORK FRAME

31

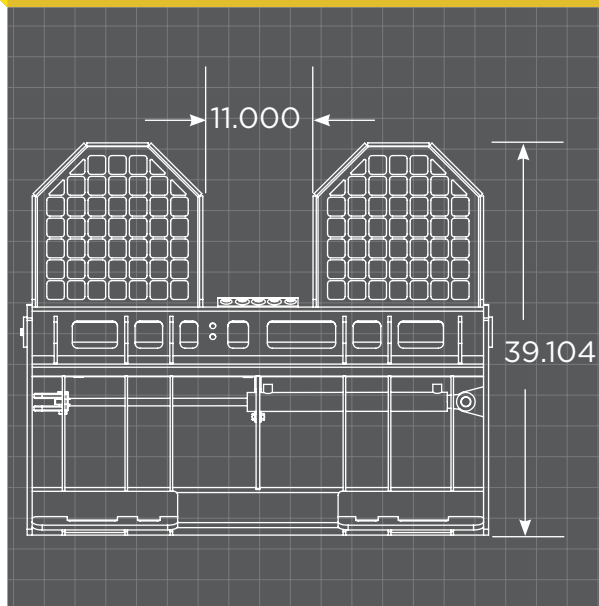
- Standard class 2 pallet forks
- CNC machined carriage bar with 3 locking locations for a quality fit
- Forks are available in 36", 42", 48", 60", and 72"
- Easy walk through access for skid steer enclosed cabs
- Easy to see through design
- Designed for strength and easy visibility





HYDRAULIC FORK FRAME

32



- Hydraulically adjustable forks
- HD Walk-thru frame - great access and visibility
- 48" standard tine length - options available



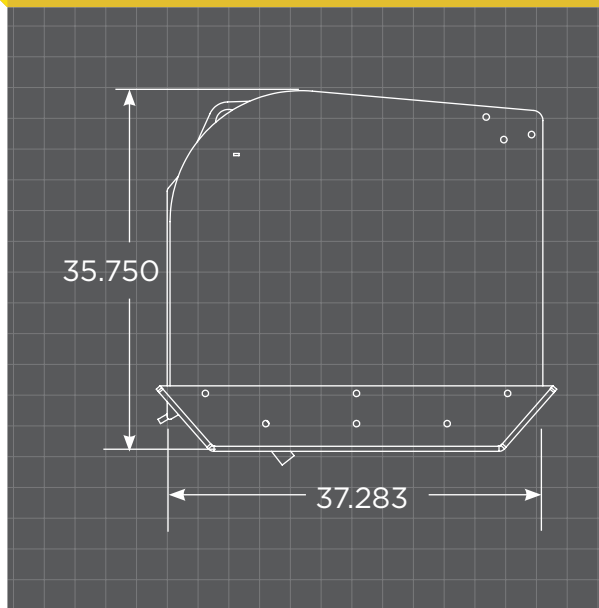
SPECIAL ATTACHMENTS

33



SNOW PUSHER

34



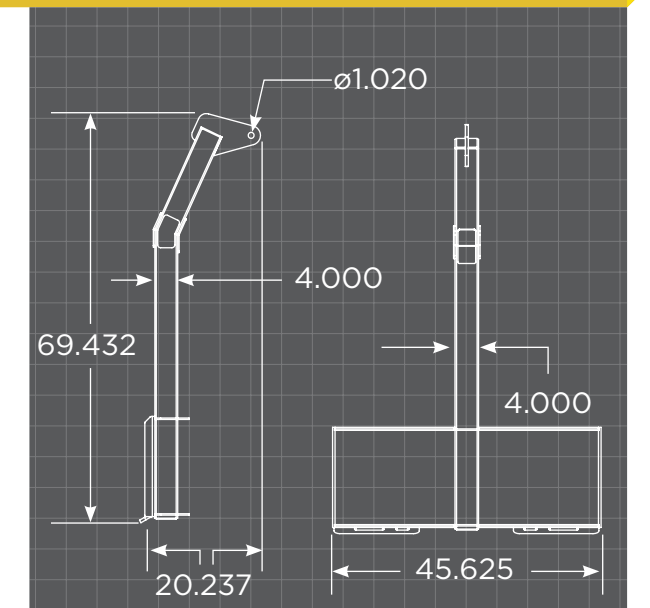
- $\frac{3}{16}$ " formed back panel
- $\frac{3}{8}$ " gusseted sides
- $\frac{1}{2}$ " thick replaceable wear shoes
- Available with $1\frac{1}{2}$ " X 10" reversible rubber edge or $\frac{5}{8}$ " X 6" reversible steel scrape blade
- Available in sizes ranging from 7' to 14' wide
- Top mounted pull back kits also available
- Big capacity! $35\frac{3}{4}$ " tall X $34\frac{3}{4}$ " deep for fast snow removal



TREE BOOM

35

- Constructed out of 4" X 4" square steel tubing
- 3,500 lb lifting capacity
- $69\frac{1}{2}$ " tall (custom sizes available)

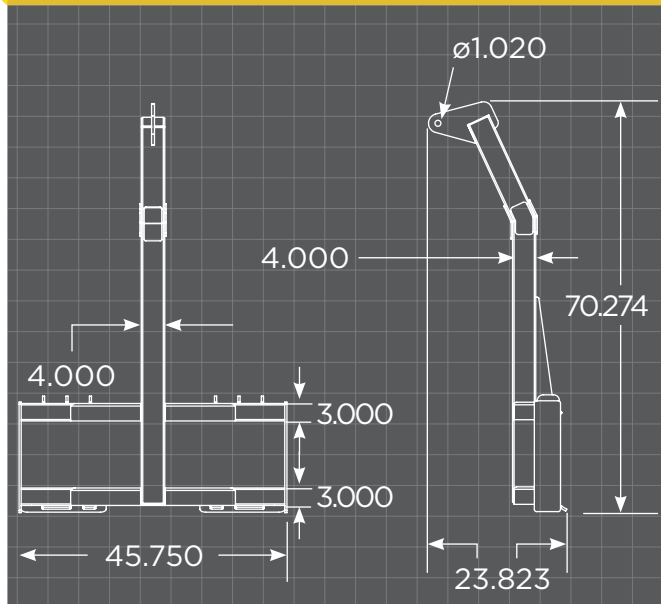




Designed for heavy duty with a main beam design that won't twist.

HEAVY DUTY TREE BOOM

36



- Constructed out of 4" X 4" square steel tubing
- 4,500 lb lifting capacity
- 70¼" tall (custom sizes available)
- 4" X 4" square steel tubing frame
- Reinforced quick attach
- Gusseted heavy duty design

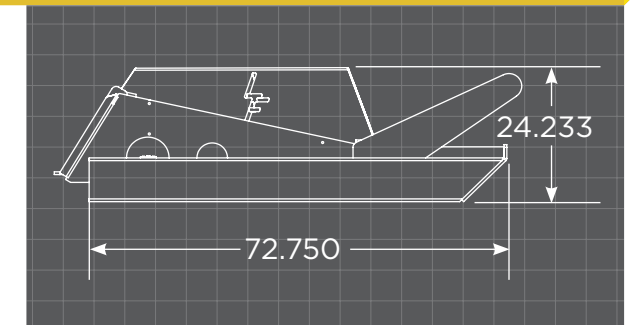


We saw a need for a better drive in the market.

LF OPEN FRONT BRUSH CUTTER

37

- **Proprietary drive**
 - 1 piece heat treated forged steel axle
 - The housing is a 1 piece iron casting
 - 2 oversized tapered roller bearings
 - Roller bearings are grease packed for no oil leaks
 - Lower grease seal is wire protected
 - Direct drive, no gears or shear pins
- Geroller style hydraulic motor in varying displacements for optimal cutting tip speed
- Hydraulic pressure relief in both directions of rotation
- Unit is bi-directional
- One piece forged steel fully heat treated bi-directional blades
- Uses common rotary cutter blade bolts and nuts

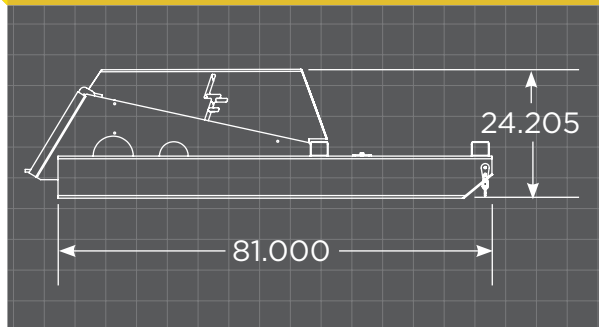


- Comes equipped with Parker brand hoses, fittings, and couplers (Job site ready)
- Motor/drive assembly is fully enclosed for protection
- ¼" thick reinforced steel deck
- Offered in 2 sizes: 60" and 72"
- Reinforced quick attach
- Units available for both low and high flow machines



LF CLOSED FRONT BRUSH CUTTER

38



- **Proprietary drive**
 - 1 piece heat treated forged steel axle
 - The housing is a 1 piece iron casting
 - 2 oversized tapered roller bearings
 - Roller bearings are grease packed for no oil leaks
 - Lower grease seal is wire protected
 - Direct drive, no gears or shear pins
- Geroller style hydraulic motor in varying displacements for optimal cutting tip speed

- Hydraulic pressure relief in both directions of rotation
- Unit is bi-directional
- One piece forged steel fully heat treated bi-directional blades
- Uses common rotary cutter blade bolts and nuts
- Comes equipped with Parker brand hoses, fittings, and couplers (Job site ready)
- Motor/drive assembly is fully enclosed for protection
- ¼" thick reinforced steel deck
- Offered in 2 sizes: 60" and 72"
- Reinforced quick attach
- Units available for both low and high flow machines

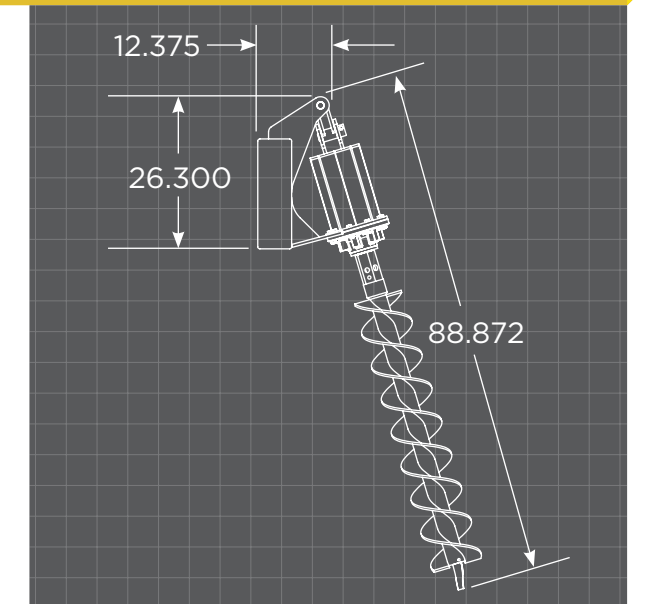


AUGER



39

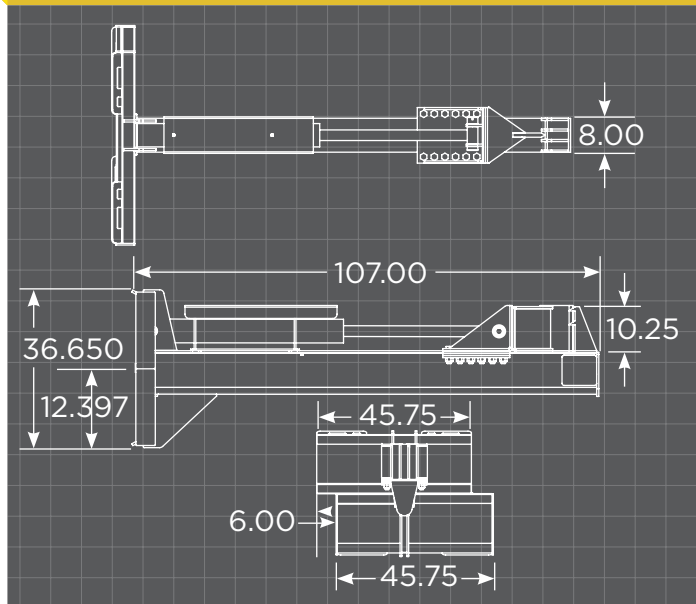
- Auburn planetary drive
- Comes equipped with Parker brand hoses, fittings, and couplers (Job site ready)
- Industry standard 2" hex output shaft
- Bits are available and in stock from 4" to 48" in diameter
- GPM Flow 6-40





WOOD SPLITTER

40



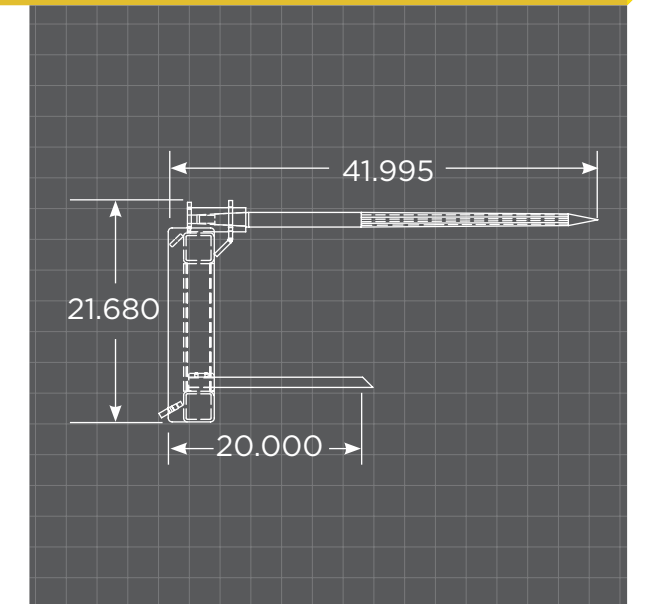
- 35 ton capacity
- Opening width 32 $\frac{1}{4}$ "
- Unique main beam design (constructed of round tubing to prevent beam twists)
- Enclosed cylinder
- Uses 5" bore X 36" stroke hydraulic cylinder
- Oversized, greasable 1 $\frac{3}{4}$ " pins
- 2 position quick attaches to run inverted from cab or upright
- Comes equipped with Parker brand hoses, fittings, and couplers (Jobsite ready)
- Replaceable nylon guides to prevent beam from galling
- Operational flow 6-40 GPM
- Optional table and hand control
- Optional 4 way wedge
- The inverted design allows 1 person to operate machine and split wood effectively cutting down on labor time



HAY SPEAR

41

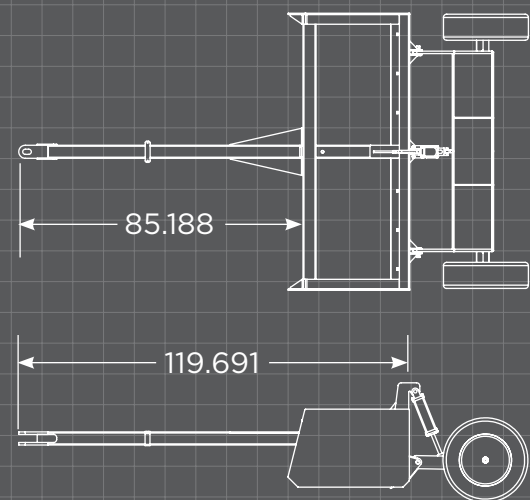
- 40" spear
- Replaceable main and stabilizer spears
- Custom multi tine/configuration spears available
- Constructed of 3" square steel tubing
- 4,500 lbs of lifting capacity
- Main bale spear is one piece of solid forged steel





LAND LEVELER

42



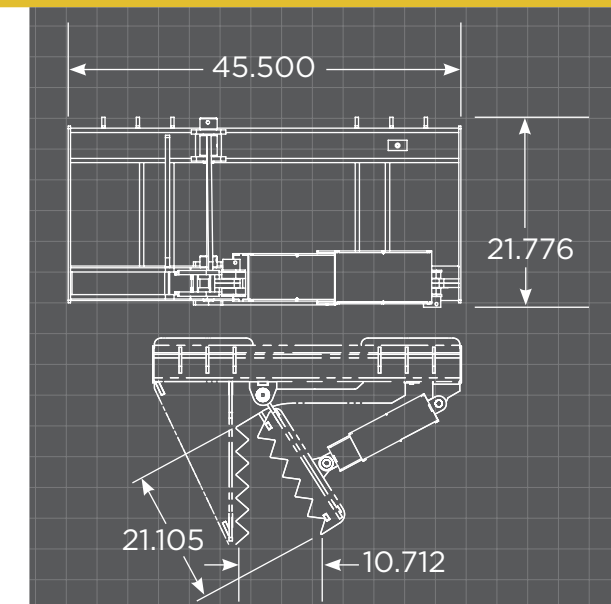
- We stock sizes: 84" and 96"
- Hydraulic lift with transport wheels
- Designed to pull behind tractor
- Use to move, level, grade, and finish.



TREE PULLER

43

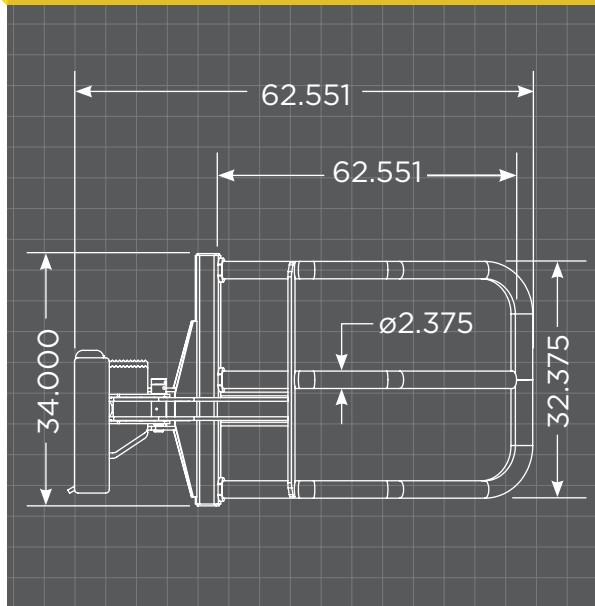
- Fully enclosed cylinder
- For pulling small trees and saplings
- ½" thick steel plate on gripping teeth
- Comes equipped with Parker brand hoses, fittings, and couplers (Job site ready)
- Opening width: 10¾"
- Treaded step
- 4 rows of teeth
- Oversized, greasable pins





BALE SQUEEZER

44



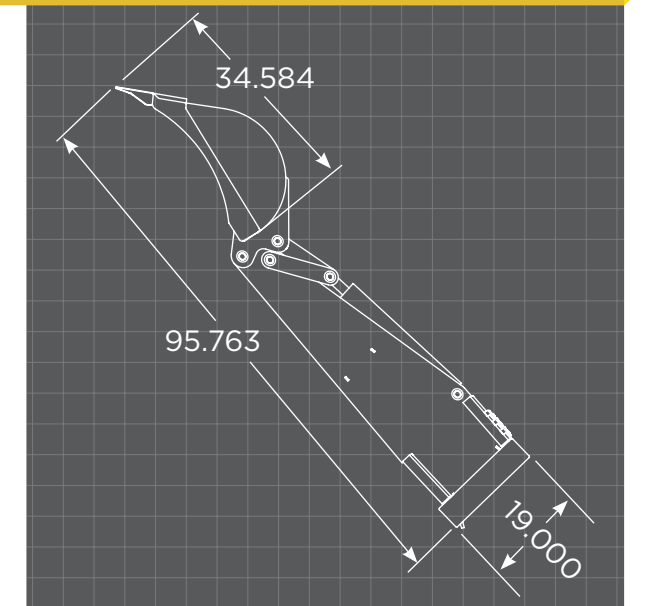
- Constructed from 2 $\frac{3}{8}$ " round tubing for strength and smooth surface to prevent damage to bale wrap
- Opening width: 69"
- Uses 2 $\frac{1}{2}$ " X 8" cylinder
- Comes equipped with Parker brand hoses, fittings, and couplers (Jobsite ready)
- Oversized, greasable pins
- Reinforced quick attach
- Linked arms to prevent arm sway
- Treaded step
- Heavy duty gusseted attach



BACKHOE

45

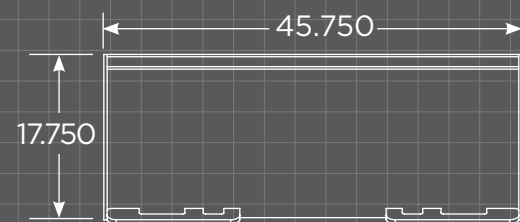
- Standard bucket 12" wide with 3 replaceable teeth (Pengo 2300 series)
- Bucket widths available in 8", 24" (with replaceable teeth) and custom sizes also available
- Boom constructed from $\frac{1}{4}$ " thick reinforced steel plate
- Comes equipped with Parker brand hoses, fittings, and couplers (Job site ready)
- Oversized, greasable pins
- Treaded step





QUICK ATTACH PLATE

46



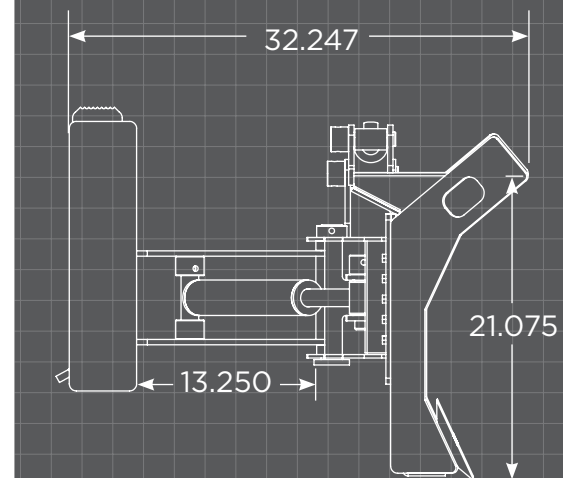
- Fits your skid steer for various weld projects
- Available unpainted
- 1/4" thick steel plate construction
- Also available in 3/16" and 1/2"



DOZER BLADE

47

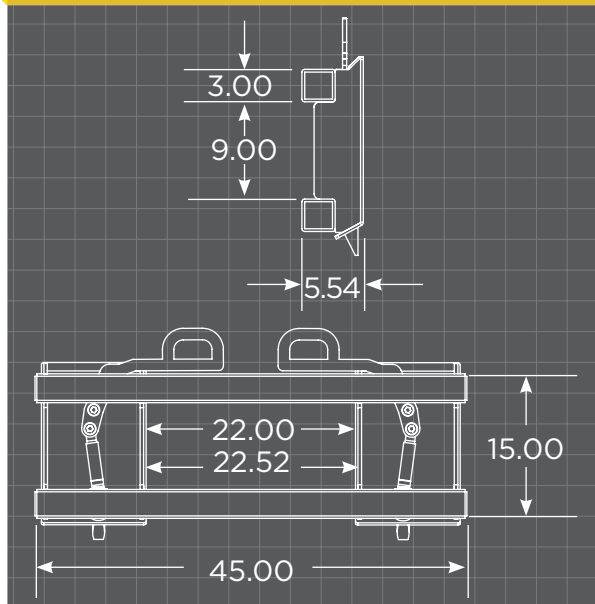
- Rugged dozer blade
- Hydraulic angle and tilt adjustment
- Bolt on Edge - 5/8" X 6" - reversible
- Available in 83" and 94" widths





UNIVERSAL ADAPTER

48



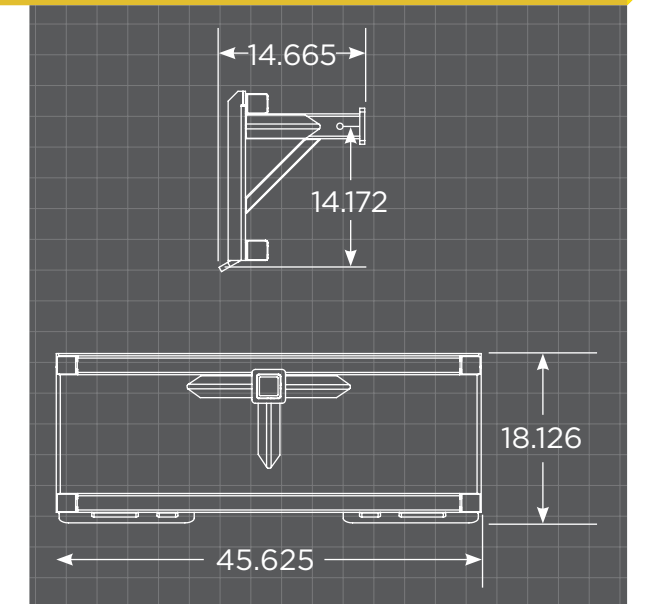
- Converts your tractor loader to a universal skid steer hookup
- Available to fit existing quick attaches or blank back for custom fabrication
- Comes with all pins, latches, handles, springs, and hardware



TRAILER HITCH ADAPTER

49

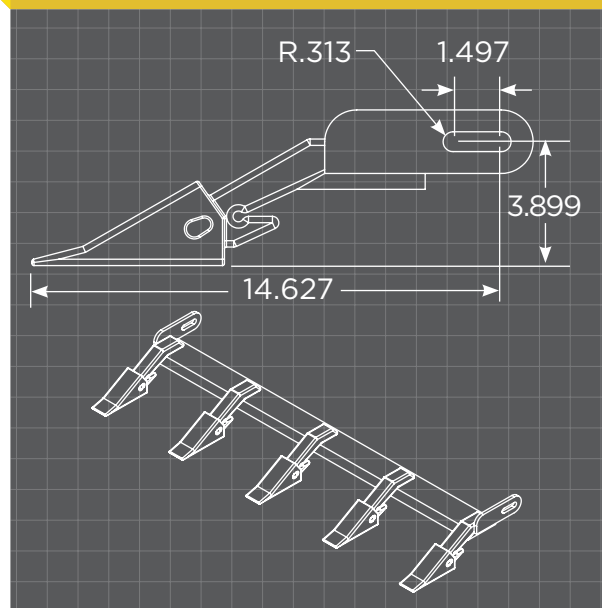
- 2" industry standard hitch receiver braced and welded to our 1/4" quick attach plate
- Make moving and parking your trailer easy with your skid steer





TOOTH BAR

50



- Covert your smooth bucket to a tooth bucket with our removable toothbar
- Uses Pengo 2300 series replaceable teeth on ½" X 4" cutting edge
- Come with bolts and all hardware for install
- Not compatible with XHD buckets
- We stock sizes: 59", 65", 71", 77", 83", and custom sizes are also available
- Measure taken between inside edges of bucket



ONE YEAR LIMITED WARRANTY

Loflin Fabrication, LLC, hereinafter referred to as LOFLIN, a manufacturer of quality machinery since 1996, warrants new LOFLIN machinery and/or attachments at the time of delivery to the original purchaser, to be free from defects in material and workmanship when properly set up and operated in accordance with the recommendations set forth by LOFLIN. LOFLIN'S liability for any defect with respect to accepted goods shall be limited to repairing the goods at a LOFLIN designated location or at an authorized dealer location, or replacing them as LOFLIN shall elect. The above shall be in accordance with LOFLIN warranty adjustment policies. LOFLIN'S obligation shall terminate twelve (12) months after the delivery of the goods to original purchaser. This warranty shall not apply to any

machine or attachment which shall have been repaired or altered outside the LOFLIN factory or authorized LOFLIN dealership or in any way so as in LOFLIN'S judgment, to affect is stability or reliability, nor which has been subject to misuse, negligence or accident beyond the Company recommended machine rated capacity.

WARRANTY CLAIM

To submit a warranty claim, a return authorization from LOFLIN must be obtained. The failed part may then be returned in an untampered status. This warrants' does not include freight or delivery charges incurred when returning machinery for servicing. Dealer mileage, service calls and pickup/delivery charges are the customer's responsibility.

WARRANTY INFORMATION

51

EXCLUSIONS OF WARRANTY

Except as otherwise expressly stated herein, LOFLIN makes no representation or warranty of any kind, expressed or implied, AND MAKES NO WARRANTY OF MERCHANTABILITY IN RESPECT TO ITS MACHINERY AND/OR ATTACHMENTS ARE FIT FOR ANY PARTICULAR PURPOSE. LOFLIN shall not be liable for incidental or consequential damages for any breach or warranty, including but not limited to inconvenience, rental or replacement equipment, loss of profits or other commercial loss. Upon purchase the buyer assumes

all liability for all personal injury and property resulting from the handling, possession or use of the goods by the buyer. No agent, employee, or representative of LOFLIN has any authority to bind LOFLIN to any affirmation, representation or warranty concerning its machinery and/or attachments except as specifically set forth herein. This warranty policy supersedes any previous documents 12-31-2001.



Like us on Facebook

Toll Free: 1-866-859-4333

Visit Us Online: www.loflinfabrication.com



EST.



1993

Toll Free: 1-866-859-4333

Visit Us Online: www.loflinfabrication.com



1382 Cranford Road
Denton, North Carolina 27239
Toll Free: 1.866.859.4333
www.loflinfabrication.com

